

Things to do:

- 1.
- 2.
- 3.

Breathe in! Breathe Out!

Santa Clara County  Office of Education

YOUR VOTE
IS
YOUR VOICE

STAEDTLER YELLOW PENCIL 152 HB

What do I Care
About?

Who Votes
& Why?

How to Choose

My Plan


My Voter ID

Customize the cover of your notebook with any of the following images. (Copy an image and paste to slide 1.)

*For more options go to: [Amplifier](#)



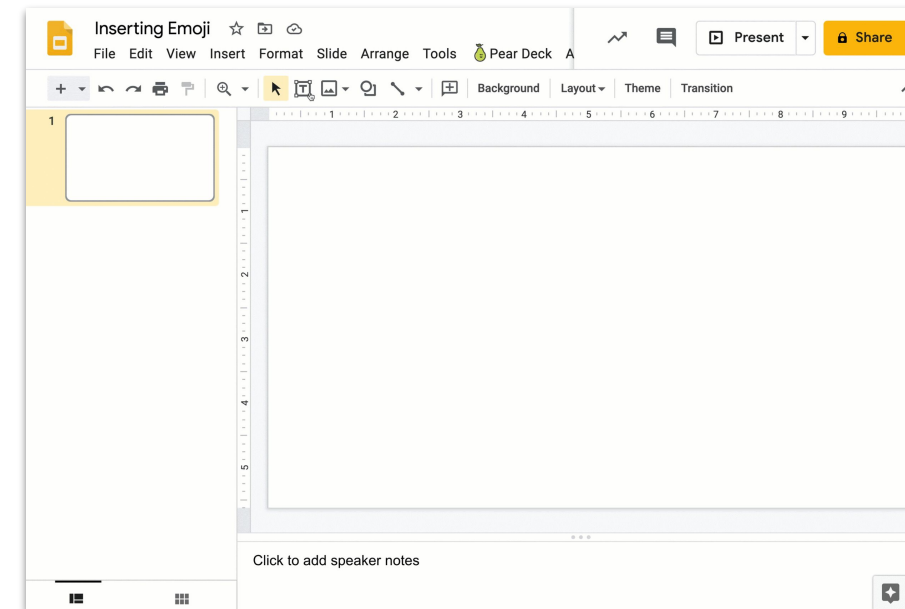

I AM PASSIONATE, MOTIVATED, STRONG, IMPORTANT, FREE, EDUCATED, DYNAMIC, RESILIENT, TOUGH, MULTIFACETED, JUST, BOLD, INFORMED, BRAVE, NON-STOP, IMPERFECT, WORTHY, TRIUMPHANT, LOVED, **A VOTER WITH POWER.**



As you read in this notebook, feel free to copy and paste any of these icons onto the pages in a way that makes sense to you.




Tip: Use the fill tool to change the color



You can also use any emoji as an icon!
And of course it resizes without losing quality.



Thanks to: [Hand-Drawn Goods Icons](#)
License: Creative Commons Attribution



You may also choose to use these sticky notes or any Google Slides shapes become text boxes when you double click inside.



I wonder...



[Read & Write](#)

Chrome extension
for accessibility

[\(Video Tutorial\)](#)

This notebook belongs to:

ARTICLE

Uplifting the Student Vote

Educators have a critical opportunity to help shape the electorate in 2020 and beyond.

BY JEY EHRENHALT
SEPTEMBER 2, 2020



The Santa Clara County Office of Education worked with community partners to provide this non-partisan, easy to use curriculum designed to motivate students to think about voting and what matters most to them. It includes these big ideas inside:

- **What do I Care About?**
 - Students will identify their personal values and the issues that matter most to them, even if they are not eligible to vote at this time.
- **Who Votes and Why?**
 - Students will investigate others' motivation for voting and gain a deeper understanding of its importance in a democracy; as well as, understand the ideals of various political parties.
- **How do I Choose?**
 - Students will analyze political speeches and news media; in addition to, explore the local ballot for the upcoming election and understand how their personal values and issues that matter most to them are influential in how they vote.
- **What's My Plan?**
 - Students will understand the voting process and create their own plan for election day.
- **My Voter ID?**
 - Students will create a personal scrapbook page that identifies who they are as a potential voter.

Explore, learn, and reflect on who you are, your personal values, the issues you care most about, and how to become involved in our democracy.

Mary Ann Dewan
County Superintendent of Schools

Digital Notebook Tools

Vocabulary

Use this section to record any vocabulary words that need to be defined in order to help with your understanding of this topic.

Evaluating Sources

Use this section as a tool to help determine if a resource that you come across is credible or not.

Civic Discourse

Use this section as a tool to prepare for and practice civic discourse and deliberation.

Word Wall

Directions: Type the words that closely relate to voting. List words you know, words you learn as you read and research. Often, having words readily available can help you plugin ideas into search engines. Let's see how often you can use your new words in your writing and speaking!

Come back to this section at any time to add new vocabulary words.

(Delete this note after reading.)



Vocabulary

Definition

Characteristics

Examples

Non-Examples

Definition

Characteristics

Examples

Non-Examples

Insert a new
Vocabulary 2 page
anytime you need a
new one.

(Delete or move
this note after
reading.)



Directions: Type the vocabulary word into the blue rectangle. Then fill in each box, with a definition, characteristics, examples, and visual of this word.

Evaluating Sources

1. What makes a source on your social media feed click bait? How can you tell?

2. What makes a source credible? Click on link below and watch video and review CUP CAKES questions.



CUP CAKES Questions

CUP	How do the documents corroborate (agree) or conflict (disagree) with each other?
C	<p>-When, where, AND for whom was the source created?</p> <p>- Describe events and developments that occurred before, during, or continue after the time frame in multiple sentences</p>
A	<p>-Identify the author of the source and what is the medium (article, speech, news conference etc)</p> <p>- What is the author's occupation and background?</p> <p>-What was the author's purpose for writing this document?</p> <p>-Who was the author's intended audience?</p>
K	<p>What is the claim or claims?</p> <p>What was the author's point of view on the topic?</p>
E	<p>What evidence does the author use to support the claim(s)?</p> <p>Is that evidence credible (believable)? Explain.</p>
S	<p>What is the significance of the source? Why might it matter that the American public understand about the topic?</p>

The CUP CAKES questions and this resource can be used together to help you evaluate your sources.

HOW TO SPOT FAKE NEWS



CONSIDER THE SOURCE

Click away from the story to investigate the site, its mission and its contact info.



READ BEYOND

Headlines can be outrageous in an effort to get clicks. What's the whole story?



CHECK THE AUTHOR

Do a quick search on the author. Are they credible? Are they real?



SUPPORTING SOURCES?

Click on those links. Determine if the info given actually supports the story.



CHECK THE DATE

Reposting old news stories doesn't mean they're relevant to current events.



IS IT A JOKE?

If it is too outlandish, it might be satire. Research the site and author to be sure.



CHECK YOUR BIASES

Consider if your own beliefs could affect your judgement.



ASK THE EXPERTS

Ask a librarian, or consult a fact-checking site.

IFLA
International Federation of Library Associations and Institutions
www.ifla.org

3. Jot down your initial reactions to your sources for your commentary.

How is your Source 1 credible?

How is Source 2 credible?

How is Source 3 credible?

What Matters to Me?

Analyzing Persuasive Commentary

Directions: Listen or watch a persuasive commentary, then analyze it by answering the questions

Links persuasive commentary examples:

[Let's Talk About Welcoming Immigrants](#) (video example)

[Let's Talk About Protecting Public Land](#) (audio example)

[Let's Talk About Protecting National Parks & Climate Change](#) (audio example)

[Let's Talk About Making Healthcare More Accessible](#) (video example)

1. What motivated the author to choose this topic?
How can you tell?

2. What motivated the author to choose this topic? How can you tell?

3. What is the author's claim or call to action? What does s/he want to change?

“Deliberation may be defined as civic* interaction between citizens for the purpose of analyzing a social or political issue. As such, it is reasonable to conceive of this communicative practice as the heart and soul of democracy.”

~ Center for Communication Research at the University of Wisconsin-Madison

What is Civic Discourse?

* Civic replaced the word civil, from the original quote

Civic discourse is described in the History-Social Science Framework as:

- The use of documents and artifacts that help foster the understanding that people have different perspectives

In order to:

- Develop the capacity to analyze and evaluate them
- Make an argument based upon evidence that deepens understanding

By:

- Engaging in civic discourse to promote the common good

Resources for Civic Discourse & Deliberation

[6 Democratic Principles](#)
[Debate, Discussion, Deliberative Discourse](#)
[What is Public Deliberation?](#)
[Structure of A Forum](#)

The Institute for Civic Discourse and Democracy

Ground Rules for Public Discussion

1. Seek understanding and common ground
2. Expect and explore conflicting viewpoints
3. Give everyone opportunity to speak
4. Listen respectfully and thoughtfully
5. Appreciate communication differences
6. Appreciate communication differences
7. Stay focused on issues
8. Respect time limits

Reflection on Ground Rules for Public Discussion

1. I think I am skilled at rule # _____ because
2. It bothers me when people do not follow rule # _____ because
3. I think I need to practice rule # _____ because

Deliberating Controversial Political Issues: Concepts, Language, & Questions to Use



Topics/Current Events/Problems/Issues

Topic= Healthcare

Current Event= Out-of-town first responders honored for caring for coronavirus patients

Problem= There is a lack of access to high-quality healthcare

Issue= What should be done to enhance access to high-quality healthcare?

Practice distinguishing topics, current events, problems, issues.

Topic=

Current Event=

Problem=

Issue=

What is public policy?



What Are the Characteristics of A Controversial Issue? They Are:

- **Authentic questions** about the kinds of **public policies** that should be adopted to address public problems
 - What should we *do* about it?
 - What policy should we propose?
 - **Not** hypothetical
- Require **deliberation** that centers on the following questions:
 - Will the proposed policy have the desired effect?
 - Will it solve the problem(s), without creating an even larger problem(s)?
- **Contemporary**
- **Open**

Practice preparing to deliberate a controversial issue.

Topic=

Problem=

What should we *do* about it? (List multiple ideas)

What policy should we propose?

Deliberating Controversial Political Issues: Concepts, Language, & Questions to Use



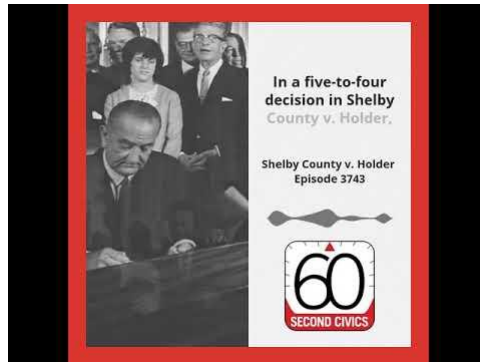
What Are the Characteristics of A Constitutional Issue?

- Questions about the **meaning** of the Constitution that spark significant disagreement such as:
 - Can the government exercise power in a particular way without violating the Constitution?
 - Must the government act in a certain way because of the Constitution?

Constitutional Issue: Is Section 5 of the Voting Rights Act constitutional?

Shelby County, Ala. v. Holder

- 1) Listen to 60 Second Civics to learn more.
- 2) In the space below, write 3-5 bullet points that explain the Shelby County, Alabama v. Holder case.



- 1) Read the facts of the case: [Facts Shelby County, Ala. v. Holder](#)
- 2) For additional background information read: [Vox: How Shelby County v. Holder Upended Voting Rights In America](#)
- 3) Answer the following questions:
 - What was the purpose of the 1965 Voting Rights Act?
 - What aspect of the Voting Rights Act did Shelby County challenge?
- 4) Based on the article, or the video below, list 3 ways Shelby County, Ala. v. Holder impacted voting rights in the US:
- 5) What is your perspective on the impact of Shelby County, Ala. v. Holder?



What Do I Care About?

I will identify personal values and the issues that matter most, even if I am not eligible to vote at this time.

VOTING MATTERS. YOUNG VOTERS MATTER. YOUR VOTE MATTERS.

Voting Matters. The United States Constitution starts with the words, “We, the People...” But when it was written, “The People” only included white men who owned property. Everyone else was seen as “The Other”. Free and enslaved Black people and Native Americans, all women, and white men without property were excluded from the “We”. The history of this country is the story of disenfranchised peoples fighting to live freely without fear, to be treated as equals, and to have an equal say in the decisions affecting them and their communities -- that is, to belong.

We all have a stake in expanding the “We” in civic life. Voting is one way to express your values and views about policy issues and candidates. It is a way to register the needs and aspirations of you, your family and your community. It is both a right and privilege.



Directions: Read the paragraph and use the sticky notes to capture your initial thoughts about why voting matters to you.

Three yellow sticky notes are provided for capturing initial thoughts about why voting matters to you.



EXAMPLES OF KEY ISSUES



YOUR VOTE AND KEY ISSUES

Elected officials make **decisions** that affect all of these issues.
By **voting**, you can have a say in who's making those decisions.

Why would YOU want to vote?

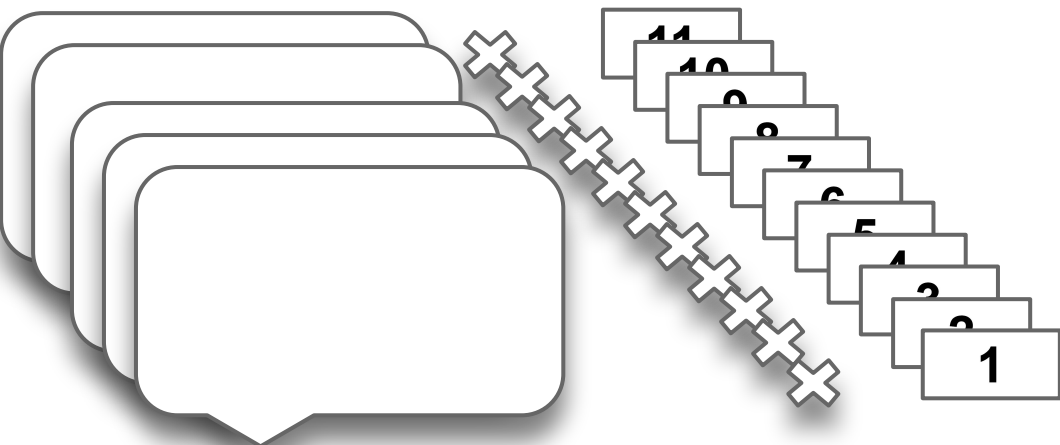
What questions do you have about being able to vote in the next election?
Ask as many questions as you can.


What do you understand differently now?

Topics That Are Important To Me

We all have a stake in expanding the “We” in civic life. Voting is one way to express your values and views about policy issues and candidates. It is a way to register the needs and aspirations of you, your family and your community. Voting is both a right and privilege.

Directions: Take a look at each topic and decide if it is a topic that **is** or **is not** important to you by dragging the ✕ in the box. If you are **not sure**, use the talking bubbles to type in your thoughts and questions that you may have about that topic. Use the numbers to rank the order of importance. One has been done as an example.



TOPIC	YES	NO	Not Sure	Ranking
 Economy	✕			1
Education				
Environment				
Gun Control				
Healthcare				
Immigration				
Jobs and Unemployment				
LGBTQ+ Issues				
Net Neutrality				
Racial Discrimination and Criminal Justice				
Reproductive Rights and Gender Discrimination				

This is an example: Delete the ✕ and 1 to make your own choices.



I SIDE WITH...^{BETA}

Taking a stance on an issue can be challenging. There are some issues we are sure of our choice, other issues take longer to determine where we stand. Sometimes, we do not know enough about an issue, or we agree with multiple and competing stances. The quiz on the website "I Side With...", may take you quite a while to get through, and that is OKAY! Also, it might be interesting to revisit the quiz over time to see if any of your stances change as you learn and experience more.

About Us

iSideWith.com was started in March 2012 by two friends with two very different views of politics. We are constantly finding and building new ways to boost voter engagement and education using information, data, and breaking technologies.

Taylor Peck [Follow](#)

Taylor is a political analyst and tech marketing consultant. He manages the data, research, and marketing aspects of the site. Having a lifelong interest in politics, he was searching for a way to engage more voters.

Nick Boutelier [Follow](#)

Nick manages the technology, user experience, data and analytics for the site. A lifelong undecided voter, he was searching for an easier way to stay updated on the issues and candidates he sides with.

That's it! We are not affiliated with any investors, shareholders, political party or interest group.



Choose
A Stance

Learn
About
Other
Stances

Learn
More
About
Issues

Take the
Quiz:



Reflection: How did the quiz go? What resonated with you? Were you at ease or did you find it challenging? Why? What will you do the same/change next time?



LEADERSHIP CRITERIA



THE U.S. PRESIDENT'S JOB DESCRIPTION

(according to Article 2 of the U.S. Constitution)

The President's Powers:

- Serves as Commander in Chief of the armed forces
- Executes and enforces the laws created by Congress
- Appoints Cabinet members, ambassadors, Supreme Court judges with the Advice and Consent of the Senate
- Signs legislation into law or vetoes bills enacted by Congress (subject to override)
- Negotiates and signs treaties (with the advice and consent of the Senate)
- Issues executive orders to clarify and further existing laws
- Extends pardons and clemencies for federal crimes, except impeachment

The President's Responsibilities

- Gives Congress information of the State of the Union, "from time to time"
- Asks Congress to consider measures s/he judges "necessary and expedient"

The President's Qualifications

- Be 35 years of age
- Be a natural born citizen
- Have lived in the US for at least 14 years



Copy and paste (or duplicate) these shapes if you would like to use them to mark your choices:

☐ Military experience

☐ Other _____

☐ Other _____

- ☐ Pragmatic
- ☐ Relationship builder
- ☐ Resilient
- ☐ Strong communicator
- ☐ Other _____
- ☐ Other _____

☐ Successful

☐ Young (under 55)

☐ Other _____

☐ Other _____

PLEASE FILL OUT BEFORE THE DEBATE

What do I Care About?

Who Votes & Why?

How to Choose

My Plan

My Voter ID

Who Votes & Why?

I will investigate others' motivation for voting and gain a deeper understanding of its importance in a democracy; as well as, understand the ideals of various political parties.

Explore the website and watch the videos to complete the prompt on the next page.



Who Votes & Why?

For each source, write: 1) The name of the person sharing this perspective & 2) their "why" for voting

Source 1

Source 2

Source 3

Source 4

Source 5

Interview A Voter

Double-click inside each
shape to type in answers.



1. Do you remember the first time you voted? Can you tell me what you remember?

2. How did you learn how to vote? Who taught/helped you?

3. How do you prefer to vote? Mail in ballot? Drop box? Go to the polls? Why?

4. What do you do when you struggle to make a decision on a

5. Why do you vote?

Reflection



Interview A Voter



Directions: What are some things that you learned from the voter that you interviewed? What did you learn about yourself and/or others? How can having conversations like this build relationships and/or empathy?

Date:



Date:



How to Choose

I will analyze political speeches and news media; in addition to, explore the local ballot for the upcoming election and understand how my personal values and issues that matter most to me are influential in how I vote.

To Party, or Not to Party?

Choosing a Political Party, or Not...



Click on each button to learn more about the political party.



Jigsaw Directions:

Get into a group of 6 and make sure each person has a different **political party** to research. You will become an expert in your political party and will teach your group members.



Choose a Political Party (Or Not)

In California, when you register to vote, you can choose your party affiliation as American Independent Party, Democratic Party, Green Party, Libertarian Party, Peace and Freedom Party Republican Party, or No Party Preference. Before you make a choice, read each party's political platform and positions, consider the experience and accomplishments of its candidates and officeholders, and make an informed decision. If none of the qualified political parties meet your needs, you can opt to register as No Party Preference (NPP).

For presidential primary elections and caucuses, NPP voters will receive a "non-partisan" ballot that does not include presidential candidates. A nonpartisan ballot contains only the names of candidates for voter-nominated offices and local nonpartisan offices and measures. However, NPP voters may vote in a political party's partisan election if the political party authorizes NPP voters to vote in the next presidential primary election. An NPP voter may request the ballot of one of the political parties that authorizes NPP voters to vote in the presidential primary election.


Non-Partisan words or actions don't show allegiance to any political party. They are politically neutral.

It's my job to become an expert of this political party...



Copy and paste the button here.

POLITICAL
PLATFORM:



Use these guiding questions to help focus you as you learn about your assigned political platform.
(Double click in the shape to type.)

1. Skim the first 3-5 pages of the **platform**. What you notice about how the information is organized?

2. Are the main topics clearly organized? List 3 topics.

3. Based on the first 3-5 pages, what are your initial thoughts/questions/responses to the **platform**?

4. Read one of the **planks** closely: A) write a short summary of the **plank**; B) what are your thoughts/questions/responses?

Vocabulary

Platform	Plank
A party platform is a set of principles, goals, and strategies designed to address pressing political issues	Each party's platform is broken down into " planks ," or declarations that speak to each specific issue.

5. Choose another **plank** to read closely: A) write a short summary of the **plank**; B) what are your thoughts/questions/responses?


6. Skim the rest of the document. Write down 2-3 details, things that surprised you, or questions.

7. Based on this first interaction with the party **platform**, do you think this is a political party you are interested in joining? Why or why not?



Use these pages to jot down key ideas, or questions about each political party as you listen, and learn, from your peers.

*Reformat this page in any way that helps you organize your thoughts.



To Party, or Not to Party?

Choosing a Political Party, or Not...



Challenge:

(to help you decide)

Now that you've learned about political parties, go back to [slide 18](#):

"Topics that are Important to Me."

Drag the button of the political party/parties next to the topics that each party cares about most.

Select the political party you plan on registering with & drag their icon here. If you are not registering with a party, leave this space blank.

Fast FACTS



How to Choose a Political Party

When you sign up to vote, you can join a political party. A political party is a group of people who share the same ideas about how the government should be run and what it should do. They work together to win elections. You can also choose not to join any of the political parties and still be a voter. There is no cost to join a party.

How to choose a political party:

- Choose a political party that has the same general views you do. For example, some political parties think that government should do more for people. Others feel that government should make it easier for people to do things for themselves.
- If you do not want to join a political party, mark that box on your voter registration form. This is called "no party preference." Know that if you do, you may have limited choices for party candidates in Presidential primary elections.
- You can change your political party registration at any time. Just fill out a new voter registration form and check a different party box. The deadline to change your party is 15 days before the election.



If you are not registered with a political party and want to vote for a Presidential candidate from a party that lets you vote with their ballot, you must ask for that ballot when you go to your polling place on election day. If you plan to vote by mail, you must write on the application the name of the political party whose ballot you want to use.

Some parties require you to be registered in their party to vote for their candidates in a Presidential primary. If you want to vote for one of these candidates, fill out a new registration form to join that party by the registration deadline 15 days before the election. You can register to vote online through the Secretary of State's website, registertovote.ca.gov.



No Party Preference

If you do not want to register with a political party (you want to be "independent" of any political party), mark "I do not want to register with a political party" on the registration form. In California, you can still vote for any candidate in a primary election, except for Presidential candidates. Each political party will decide before the election whether you may vote in their Presidential primary.



My Plan

I will understand the voting process and create my own plan for election day.

Your Vote Matters.

We often believe that our individual votes can't make a difference. We buy into the narrative that the political process, though participatory, is above and beyond us, that the ballot is too complicated for us to understand. Or that there are people who know more about politics and that makes us unqualified. And in many cases, due to gerrymandering and voter suppression tactics, many people of color and college students have their voting power watered down or are prevented from voting altogether. All of these ways of excluding eligible voters means that our election system does not voice the full diversity of viewpoints in the country.

Most likely, there will be things on the ballot that affect you and your community. Voting gives you the opportunity to have a say in what services and funding will be available for your community and other communities and who will represent you and your community in government. Talking to your friends, family, and community members about what's at stake on the ballot gives you the power to organize and to be far more than one vote.

Go to votersedge.org to learn about what will be on the ballot where you are registered to vote or live. Use the information to make choices on the propositions you see on the right page of your notebook.



Get the facts before you vote.

Donate

en Español

California Voter Guide

Find in-depth information about what's on your ballot.

Enter your street address (optional)

Ex. 123 Main St

And your zip code

Find my ballot

Address information is confidential.

We are nonpartisan, nonprofit, and will not sell your information. [Privacy policy.](#)

★ Use your address to get a personalized ballot.

★ Get info on candidates, measures, and who supports them.

★ Keep track of your choices and use them to vote.

Register by October 19 to vote in the November 3 General Election

Every registered voter will receive a ballot in the mail this year. [Check your registration status](#)

Register to vote

To get voting materials in a language other than English, make that choice at voterstatus.sos.ca.gov.

State of California



Easy Voter Guide in 5 languages

Copy and paste into the boxes below when you have decided.

✓ Yes

✗ No

Proposition 14 — Stem Cell Research

Learn More

Proposition 15 — Taxes on Commercial Property

Learn More

Proposition 16 — Government Preferences: Diversity

Learn More

Proposition 17 — Suffrage: Parolees

Learn More

Proposition 18 — Suffrage: 17-Year-Olds

Learn More

Proposition 19 — Property Taxes: Transfers

Learn More

Proposition 20 — Sentencing, DNA Samples

Learn More

Proposition 21 — Rent Control

Learn More

Proposition 22 — Employment Classification: Independent Contractors

Learn More

Proposition 23 — Kidney Dialysis

Learn More

Proposition 24 — Consumer Privacy

Learn More

Reflection

Directions: What are the top two (2) propositions on the ballot that you care most about? Why? Type in the space below or use the other page to share your thoughts in another creative way. (Video, audio, sketch, graphic, etc.)

Date:

FIRST TIME VOTER CHECKLIST

We've taken the guesswork out of voting!

Watch this step by step video guide on how to register to vote.



1.



REGISTER TO VOTE

It only takes 2 minutes to register. Get started by using our easy, [online tool](#).

2.



FIND YOUR POLLING PLACE

Find out where you can vote in person on Election Day by entering your address [here](#). Also, learn about early and absentee voting options. See what your [state allows](#).

Check to see if you are already registered to vote:



3.



SEE WHAT'S ON YOUR BALLOT

Learn where candidates running for office in your area stand on the issues, and about the ballot measures on your ballot by checking out our [voters' guide](#).

4.



CHECK IF YOU NEED AN ID TO VOTE

Some states require you bring your ID to vote. See if your state requires an ID [here](#).

5.



VOTE!

Cast your ballot and let your voice be heard! Nervous about what it will be like at the polls? No need to fear! We have information on the [voting machines](#) used in your state, and you can bring a filled in (and printed) [voters' guide](#) with you into the booth!

My Plan To Use My Voice




I plan to vote:

- ☐ at the polls
- ☐ by mail
- ☐ at the ballot dropbox

The address of my polling place is:

The political party that is most aligned with what matters to me is:

I am not choosing a political party at this time because:



The presidential candidate who aligns with my leadership criteria is:

- ☐ I used [Voter's Edge](#) to track all of my decisions for this election.

If I want to know my rights as a voter, I will check here:

- ☐ [Know Your Voting Rights](#)
- ☐ [California Voter Bill of Rights](#)



If I need to access voting material in other languages, I can visit [Voter's Edge](#)



I cannot vote at the this time, I will use my voice to:

- ☐ advocate for the issues I care about
- ☐ participate in community decision making
- ☐ volunteer on a political campaign
- ☐ speak to friends & family about ballot issues

My "why" for voting or using my voice is:

My Voter ID

I will create a personal scrapbook page that identifies who I am as a potential voter.

My Voter Identity Reflection

Directions: What have I learned about myself as a voter/future-voter?

Type in the space below or use the other page to share your thoughts in another creative way. (Video, audio, sketch, graphic, etc.)

Date:

 Youth Voter Toolkit Feedback Form 

 Youth Voter Toolkit Source List 

Additional Resources for Santa Clara County & Election 2020

On October 5, 2020, early voting will begin at [The Registrar of Voters Office](#) and continue through Election Day. Voters who prefer to vote in person can still do so at any of the more than 100 Vote Centers that will be open throughout Santa Clara County starting October 31, 2020.

Adhering to COVID-19 protocols, the Vote Centers will offer sanitary, in-person options for a full spectrum of services including language and accessibility assistance. For additional information visit sccvote.org/voterschoice or call **1-866-430-VOTE** (8683). A few dates to keep in mind:

- National Voter Registration Day, **Sept 22, 2020**
- Early voting starts **Oct 5, 2020** at [The Registrar of Voters Office](#)
- Vote Centers open **Oct 31, 2020**
- Election day **Nov 3, 2020**

THE POWER OF DEMOCRACY

The Santa Clara County Office of Education would like to thank our partners in the effort to increase youth voter registration.



KQED



County of Santa Clara
Office of Women's Policy